

Christmas Cookie Conundrum



Mom says you can bake more cookies once the first batch is gone! Each cookie that is matched on the board counts as one in your stomach.

Instructions:



1. Cut out the cookies and place them in the cookie jar.
2. The student rolls a die and pulls the number of cookies out of the jar that matches the number rolled.
3. Student places each cookie on it's matching circle on the mat. Once matched correctly, place the cookie in a pile to the side.
4. Once the student has rolled 4 times and completed steps 2 and 3, count to see how many cookies they were able to match (eat)! Start again and see if they can beat their score.






Christmas Cookie




Conundrum









Middle C Position



Treble Clef



Treble Clef 2



Bass Clef



Grand Staff

